


# 5

# Auslan Story Videos Worksheets & Activities

For Beginner and Intermediate / Prep to Grade 6

The Auslan  
Bird Story



The Auslan Caterpillar Story

The Auslan  
Rabbit  
Story



Lizard Story

this is a free sample  
showing only  
The Auslan Bird Story

The Auslan Deer Story

# Contents

Resources..... 2

Activities..... 3

## Worksheets (Beginner and Intermediate)

Auslan Bird story cut and paste ..... 4

Auslan Deer story cut and paste ..... 10

Auslan Caterpillar story cut and paste ..... 16

Auslan Lizard story cut and paste ..... 22

Auslan Rabbit story cut and paste ..... 28

Teacher's Answers..... 34

Handshapes sheets and cards..... 55

# Resources

Download these resources in your computer/laptop from [www.auslanresources.com.au](http://www.auslanresources.com.au):

- Auslan Story Videos ~ With Pictures (in mp4) - Bird, Deer, Caterpillar, Lizard and Rabbit
- Auslan Story Sequence Flash Games (in swf) - Bird, Deer, Caterpillar, Lizard and Rabbit
- This e-book: **5 Auslan Story Videos, Worksheets & Activities for Beginner and Intermediate/Prep to Grade 6**

Highly Recommended:

- Introduction to Auslan Linguistic Elements Video (in mp4)
- Auslan Story Videos ~ Without Pictures (in mp4) - Bird, Deer, Caterpillar, Lizard and Rabbit

# ACTIVITIES

## RESOURCES

Auslan Story Videos ~ With Pictures (in mp4) (Bird, Deer, Caterpillar, Lizard and Rabbit)  
Auslan Story Sequence Flash Game (in swf) (Bird, Deer, Caterpillar, Lizard and Rabbit)  
Introduction to Auslan Linguistic Elements Video (in mp4) (highly recommended)  
Student's computers, Teacher's Laptop or Smart board (to display the video and flash game)  
Auslan Story Cut and Paste Sheets (Beginner and/or Intermediate) (p. 4 - 33)  
Handshapes Sheet and Cards (p. 55 - 68)  
Scissors and glue sticks

### 1. watch the videos

Students to watch an Auslan Story Video ~ With Pictures on teacher's laptop or Smart board

### 2. Play the flash game

Students to play a flash game together on the Smart board: (find the flash game in the folder location where you downloaded the game, click on "index.html" to play the game). Ask students which picture to be placed in the correct order; and have a volunteer student come up to the front and sign the picture in Auslan the best they can. Teacher (and students) to give feedback on signs to improve wherever needed.

### 3. Cut and Paste the story in the correct order

Introduce Cut and Paste sheets and ask a volunteer student to place pictures and/or sentence strips in the correct order.

Give the Cut and Paste sheets to students for them to colour in, cut, arrange and paste the story into correct order according to the Auslan story video.

### 4. retell the story in Auslan

Students in pairs practice retelling the Auslan Story the best they can. They can add their imagination to the story if they like, for example, extra role shifting, gestures and facial expressions. If students are familiar with classifiers, tokens, role shifts, proforms and facial expressions, ask them to include these in their story telling.

Then pick a volunteer student to sign the Auslan story in front of the class.

Give compliments on effort and skills used, and provide feedback on areas to improve. Other students can provide feedback as well.

### 5. Identify the Linguistic elements in the story

**NOTE:** Before proceeding in this activity, students need to be familiar with the concept of *Handshapes*, *Classifiers*, *Tokens*, *Role Shifts* and *Proforms*. If students are unfamiliar with these concepts, please go to [www.auslanresources.com.au](http://www.auslanresources.com.au) and download the **Introduction to Auslan Linguistic Elements Video**. You can use this video to introduce concepts to students before proceeding in this activity.

Give an handshape card to each group of students. Ask students to sign the handshape in their group, and to count how many signs they can see being used in the video that contains their handshape. Commonly used handshapes in videos are: Mum, One, Hook, Five, Claw, Fist and Two. Use these cards for students.

Afterward, pick a few students to provide examples of their handshape being used in the video.

Use the same activities above for Classifiers, Role Shift, Proforms and Facial Expressions.







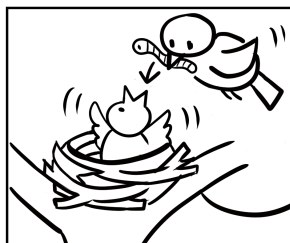



# **Auslan Bird Story Worksheets**

for Beginner and Intermediate / Prep to Grade 6



## Auslan Bird Story ~ Beginner ~

Cut out the pictures and paste next to the correct sentences












## Auslan Bird Story ~ Beginner ~

Paste the 1 <sup>st</sup> picture in here	The bird flew down and looked for twigs.
Paste the 2 <sup>nd</sup> picture in here	The bird swooped up a twig in its beak and flew back to the tree.
Paste the 3 <sup>rd</sup> picture in here	The bird built the nest with the twigs.
Paste the 4 <sup>th</sup> picture in here	The bird went inside the nest and got warm.
Paste the 5 <sup>th</sup> picture in here	The bird felt something! It jumped out of the nest to have a look.
Paste the 6 <sup>th</sup> picture in here	The bird was surprised to see an egg inside the nest!

Paste the 7th picture in here	The egg started to move and it started to crack!
Paste the 8th picture in here	The egg cracked open and a baby bird came out!
Paste the 9th picture in here	The baby bird was chirping. The bird flew down to look for food for the baby bird.
Paste the 10th picture in here	The bird saw a worm and swooped it up and flew back up to the tree.
Paste the 11th picture in here	The bird fed the baby bird with the worm in its beak.
Paste the 12th picture in here	The bird went inside the nest and snuggled with the baby bird.

# Auslan Bird Story ~ Intermediate ~

✂ Cut out the pictures and paste in the correct order ✂



The bird fed the baby bird with the worm in its beak.

The egg started to move and it started to crack!

The bird saw a worm and swooped it up and flew back up to the tree.

The bird built the nest with the twigs.

The bird swooped up a twig in its beak and flew back to the tree.

The bird was surprised to see an egg inside the nest!

The baby bird was chirping. The bird flew down to look for food for the baby bird.

The bird went inside the nest and snuggled with the baby bird.

The bird flew down and looked for twigs.

The bird went inside the nest and got warm.


The bird felt something! It jumped out of the nest to have a look

The egg cracked open and a baby bird came out!




# Auslan Bird Story ~ Intermediate ~

Paste the 1 <sup>st</sup> picture in here	Paste the 2 <sup>nd</sup> picture in here	Paste the 3 <sup>rd</sup> picture in here	Paste the 4 <sup>th</sup> picture in here
Paste the 1 <sup>st</sup> sentence in here	Paste the 2 <sup>nd</sup> sentence in here	Paste the 3 <sup>rd</sup> sentence in here	Paste the 4 <sup>th</sup> sentence in here
Paste the 5 <sup>th</sup> picture in here	Paste the 6 <sup>th</sup> picture in here	Paste the 7 <sup>th</sup> picture in here	Paste the 8 <sup>th</sup> picture in here
Paste the 5 <sup>th</sup> sentence in here	Paste the 6 <sup>th</sup> sentence in here	Paste the 7 <sup>th</sup> sentence in here	Paste the 8 <sup>th</sup> sentence in here
Paste the 9 <sup>th</sup> picture in here	Paste the 10 <sup>th</sup> picture in here	Paste the 11 <sup>th</sup> picture in here	Paste the 12 <sup>th</sup> picture in here
Paste the 9 <sup>th</sup> sentence in here	Paste the 10 <sup>th</sup> sentence in here	Paste the 11 <sup>th</sup> sentence in here	Paste the 12 <sup>th</sup> sentence in here




## Teacher's Answers




# Teacher's Answer ~ Auslan Bird Story

## Story Sequence



# Teacher's Answer ~ Auslan Bird Story


Beginner



The bird flew down and looked for twigs.




The bird swooped up a twig in its beak and flew back to the tree.




The bird built the nest with the twigs.



The bird went inside the nest and got warm.



The bird felt something! It jumped out of the nest to have a look.




The bird was surprised to see an egg inside the nest!




The egg started to move and it started to crack!




The egg cracked open and a baby bird came out!




The baby bird was chirping. The bird flew down to look for food for the baby bird.



The bird saw a worm and swooped it up and flew back up to the tree.




The bird fed the baby bird with the worm in its beak.




The bird went inside the nest and snuggled with the baby bird.

# Teacher's Answer ~ Auslan Bird Story


## Intermediate



The bird flew down and looked for twigs.




The bird swooped up a twig in its beak and flew back to the tree.




The bird built the nest with the twigs.



The bird went inside the nest and got warm.



The bird felt something! It jumped out of the nest to have a look.




The bird was surprised to see an egg inside the nest!




The egg started to move and it started to crack!




The egg cracked open and a baby bird came out!




The baby bird was chirping. The bird flew down to look for food for the baby bird.



The bird saw a worm and swooped it up and flew back up to the tree.



The bird fed the baby bird with the worm in its beak.



The bird went inside the nest and snuggled with the baby bird.

