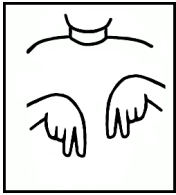

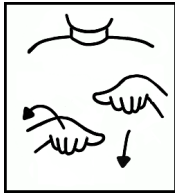
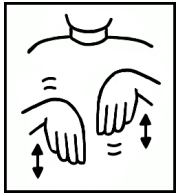


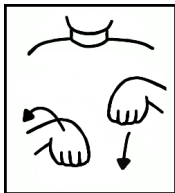

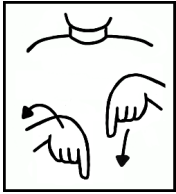
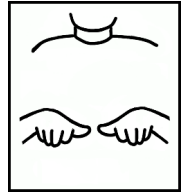
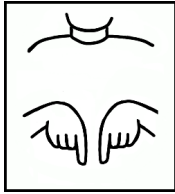

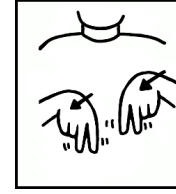
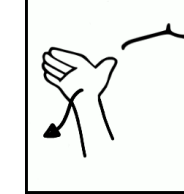
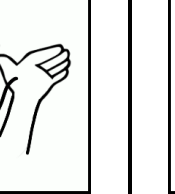
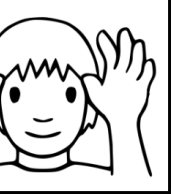

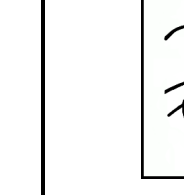






LABEL THE SIGNS

DEPICTING SIGNS - BODY PART HANDSHAPES

1. Write the descriptions from the list in their correct depicting sign picture.
2. Practice signing each depicting sign.

TIP: *Don't forget to sign what it is first, before using a depicting sign for it.*

<p>4 legs walk deer antlers 2 legs walk antennas webbed feet wagging tail tip toes 4 legs stand dogs ears up wings soar 2 legs beak 2 feet walk 4 legs gallop 2 hooves trot 2 feet</p> <p>webbed feet waddle</p> <p>dogs ears down</p>	 _____	 _____	 _____	 _____
	 _____	 _____	 _____	 _____
	 _____	 _____	 _____	 _____
	 _____	 _____	 _____	 _____
	 _____	 _____	 _____	
	 _____	 _____	 _____	