



EXPLAIN STUDENTS HOW TO USE DEPICTING SIGNS

When using depicting signs, you will need to sign WHAT it is before using it, because an identical depicting sign can be used to show different things:

For example, this is a “whole entity” depicting sign:



You can use it to show a man standing, or a tree:



MAN

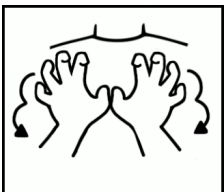


STAND



DS: man standing

or



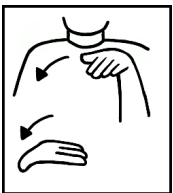
TREE



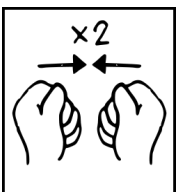
DS: tree



Another example, this is an “extent” depicting sign”



You can use it to show moving a pile of paper or a pile of clothes:



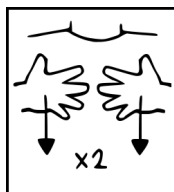
PAPER



DS: moving a pile of sheets



or



CLOTHES



DS: moving a pile of folded clothes

